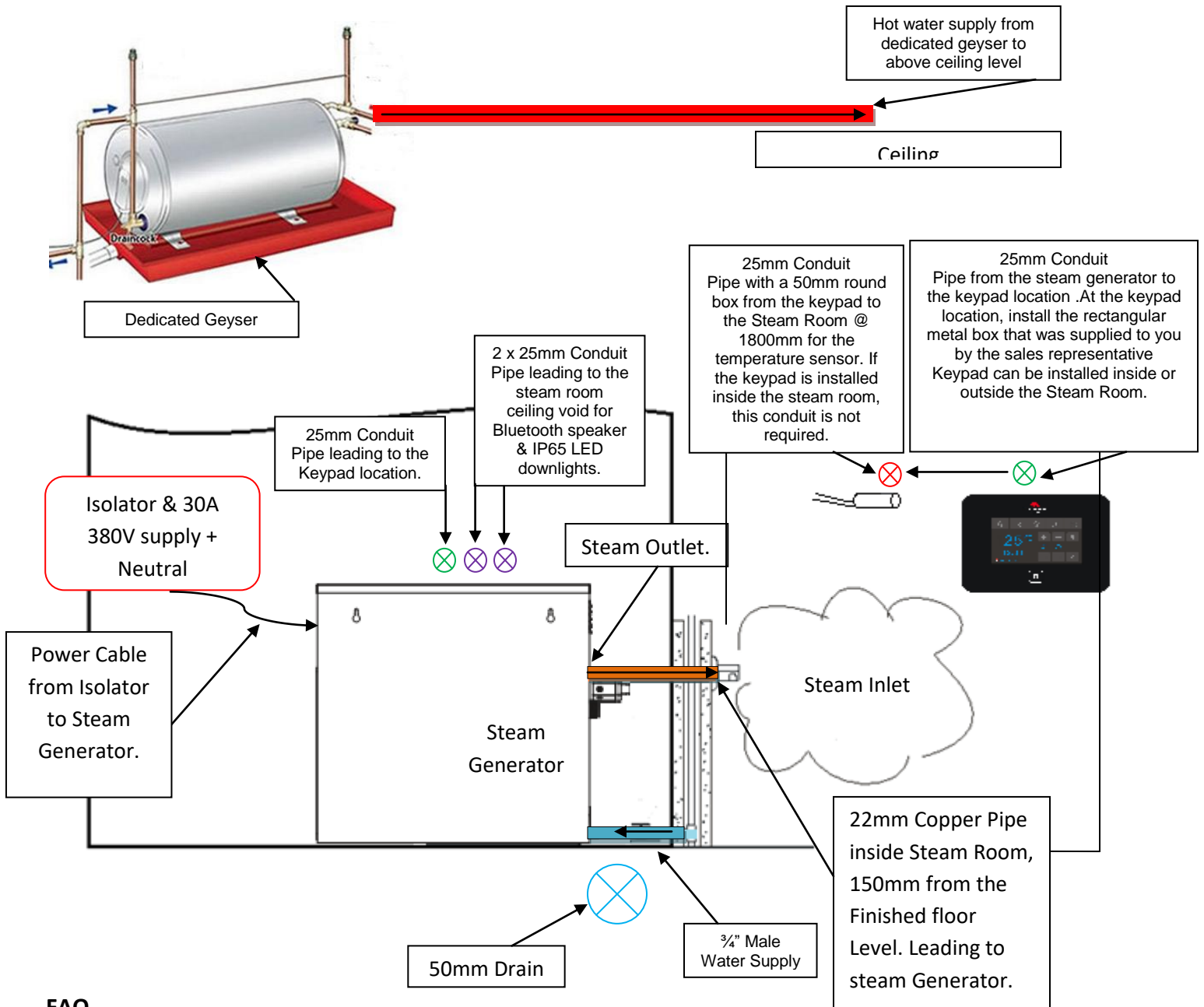


## iTouch Rasul Installation Specifications and Requirments.





### FAQ








**1. Q: What is supplied by Continental (Pty) Ltd.**

**A:** We will supply you with the steam generator which includes the Sensor, Keypad, Connection to the water supply, connection to the Steam inlet and connection to the power supply.

**2. Q: What am I as the customer responsible to supply?**

**A:** You are responsible to provide us with the following

1.  **3/4" Male water supply with tap**, located at the location where the unit is to be installed.
2.  **Isolator & 30A 380V supply + Neutral**, to which we will connect our cable, thus supplying power to the Steam Generator.

3.  A **50mm Drain** located on the floor in the location in which the Steam Generator is to be installed.
4.  **22mm Copper Pipe** Leading from the location in which the Steam Generator is to be installed, to the Steam Room @ 150mm from Finished Floor level.  
**Important: Keep the number of right angle bends to a minimum and ensure that in the run of the copper pipe, one does not create a trap into which condensation can be gathered and cause a blockage. I.e.: The pipe must not run down and then up.**
5.  A **25mm Conduit pipe** running from the steam generator to the location in which the Keypad is to be installed. At the keypad location, install the rectangular metal box that was supplied to you by the sales representative at 1800mm from FFL.
6.  If the keypad is to be install outside the steam room, we would then also require a **second 25mm conduit pipe with a 50mm round box running from the location of the Keypad to the inside of the steam room @1800mm high**. This second conduit pipe is to facilitate the installation of the sensor, which will connect to the keypad from inside the steam room.
7.   Two more 25mm conduit pipe leading from the location of the steam generator to the void above our steam room ceiling is required for the wiring of the waterproof Bluetooth ceiling speaker and the IP65 LED downlights.
8.  A dedicated geyser with the hot water supply leading to above the rasul ceiling.

**Please keep this document with you for future reference.**

Continental Frameless Glass, Steam, Sauna & Spa (Pty) Ltd

411 Martin Crescent, Greenhills Industrial Estate,

Germiston, Gauteng, South Africa, 1416

Tel:+27 822 7170 | Web: [www.continentalsa.co](http://www.continentalsa.co) | Email: [Sales@continentalsa.co](mailto:Sales@continentalsa.co)



**Confirmation of receipt of the**

**iTouch Rasul Steam Generator Installation Specifications and Requierments and wall box.**

**We would also like you to sign this document on acceptance of your quotation and send us a copy for our records.**

I \_\_\_\_\_ Herby confirm that I have received the iTouch Steam Generator Installation Specifications and Requierments and wall box.

\_\_\_\_\_

**Signature**

**Date:**

Continental Frameless Glass, Steam, Sauna & Spa (Pty) Ltd

411 Martin Crescent, Greenhills Industrial Estate,

Germiston, Gauteng, South Africa, 1416

Tel:+27 822 7170 | Web: [www.continentalsa.co](http://www.continentalsa.co) | Email: [Sales@continentalsa.co](mailto:Sales@continentalsa.co)